


ÉLÉVATION ELEVATION

COLLECTION



KS1034	P734
KS1063	P763
KS1013	P713
KS1061	P761
KS1025	P725
KS1006	P706
KS1071	P771
	A360

ÉLÉVATION 3D | SUBLIME

* NOUVEAUTÉ 2025 / NEW IN 2025*



LÉGENDE PANNEAU CENTRAL CENTRAL PANEL LEGEND



NOMENCLATURE DU PRODUIT 3D 3D PRODUCT NOMENCLATURE

Porte - Modèle - Couleur - Panneau 3D

Dorr - Model - Color - 3D panel

EXEMPLE / EXAMPLE

P-405 / Sublime 3D / KS1034 / 03

1985 AR Décarv
Québec, QC, Canada G1N 3Z8

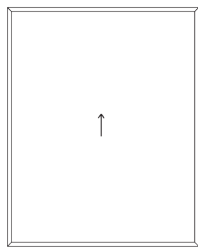
info@industriesdorr.com
T. 418 683-0700
www.industriesdorr.com

DÖRR
INDUSTRIES

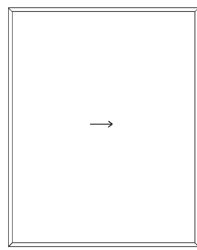
EXCLUSIVITÉ / EXCLUSIVITY SUBLIME, UNIBOARD, TAFISA, LUMMIA

Portes / Doors

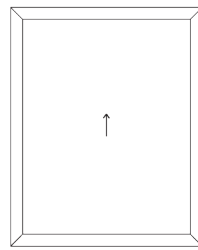
* NOUVEAUTÉ 2025 / NEW IN 2025*



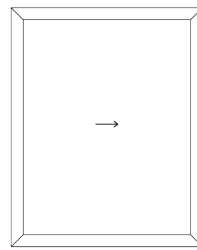
P-405



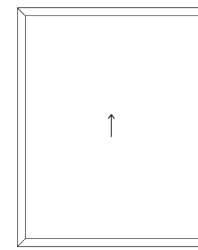
P-406



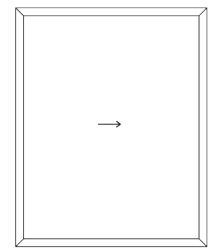
P-505



P-506



P-605



P-606

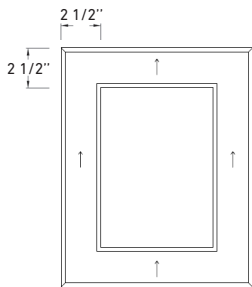
Moulure 1/4" / 1/4" Molding

Moulure 3/4" / 3/4" Molding

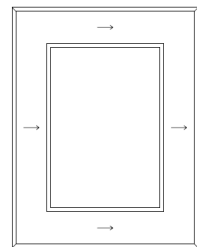
Moulure 1/2" / 1/2" Molding

* LUMMIA ET TAFISA seulement disponible en P-605, P-606 / *LUMMIA AND TAFISA only available in P-605, P-606

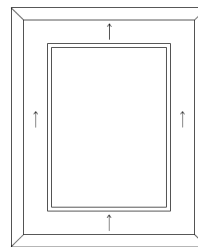
Verrières / Glass doors * NOUVEAUTÉ 2025 / NEW IN 2025*



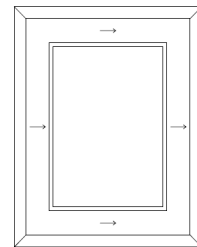
V-405



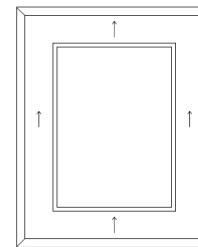
V-406



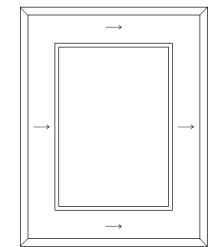
V-505



V-506



V-605



V-606

Moulure 1/4" / 1/4" Molding

Moulure 3/4" / 3/4" Molding


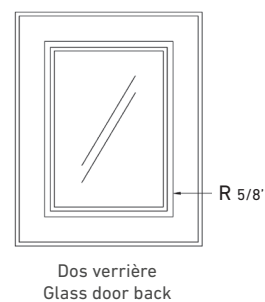
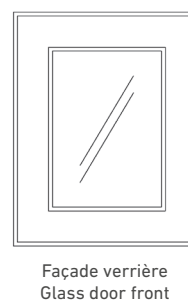
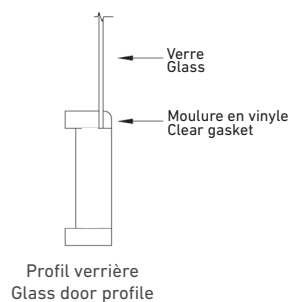
Moulure 1/2" / 1/2" Molding

* Seulement disponible avec SUBLIME et UNIBOARD
*Only available with SUBLIME and UNIBOARD

Spécifications verrière / Glass door specifications

Pour le verre: déduire 3 7/8" de la hauteur et de la largeur de la porte

Glass insertion:
Deduct 3 7/8" for height and width



INFORMATIONS TECHNIQUES / TECHNICAL INFORMATION

	ÉPAISSEUR / THICKNESS	P-405 P-406	P-505 P-506	P-605 P-606	V-405, V-406 V-505, V-506 V-605, V-606	MAXIMUM VERTICAL GRAIN		MAXIMUM HORIZONTAL GRAIN	
						HAUTEUR / HEIGHT	LARGEUR / WIDTH	HAUTEUR / HEIGHT	LARGEUR / WIDTH
SÉRIE ÉLÉVATION / ELEVATION SERIE									
Sublime	21mm	X	X	X	X	108"	47"	47"	108"
Sublime 3D	21mm	X	X	X		108"	47"	47"	108"
Uniboard	21mm	X	X	X	X	47"	95"	95"	47"
Tafisa	21mm			X		47"	95"	95"	47"
Lummiia	21mm			X		60"	108"	108"	60"

* Dimension minimale est 6" / * Minimal dimension is 6"